



GN086-12-SBH

AP-CMP

SP-SB-AMPS-22

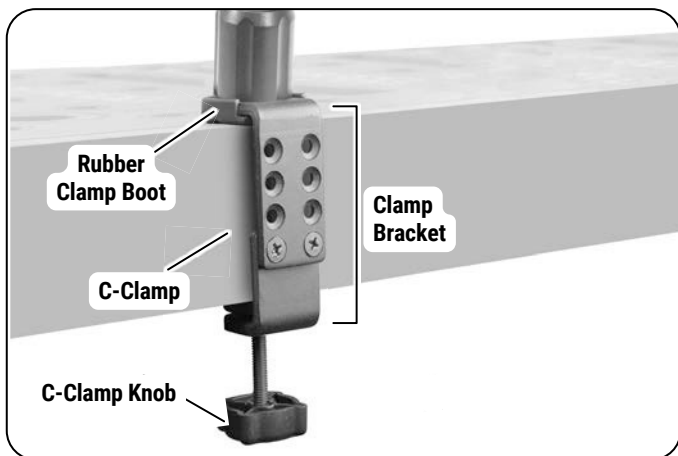
**Includes:**

- 1 - 22mm Ball to AMPS Adapter Plate (SP-SB-AMPS-22)
- 1 - 1/4" 20 Camera Mount Plate with Quick Release Attachment (AP-CMP)
- 1 - Aluminum Mounting Pedestal with 12" Gooseneck (GN086-12-SBH)


Optional - (1) Rubber Clamp Boot

Clamp opening: 0" - 3" (0mm - 76mm)

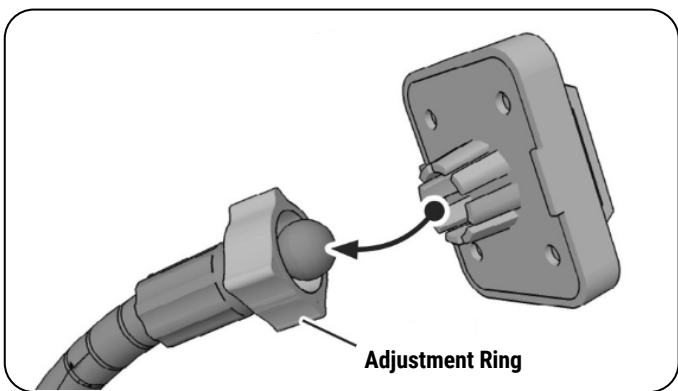
**1** Attach the mount clamp by rotating the C-Clamp knob. Use a Phillips screwdriver to adjust the clamp bracket position. Optionally, slide a rubber boot onto the top of the mount's clamp to prevent scratches if preferred.



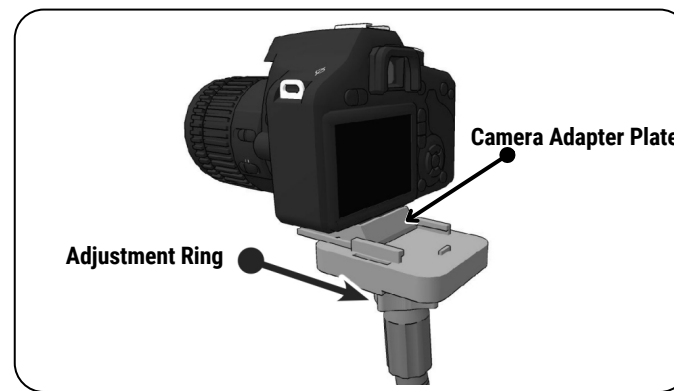
**2** Attach the AMPS adapter plate to the back of the camera mount plate by snapping it on.



**3** Detach the Dual T adapter head from the gooseneck by turning the adjustment ring counter-clockwise. Next, connect the combined AMPS adapter/camera mount plate to the mount head, and then secure it by tightening the adjustment ring.



**4** Press the button on the quick-release plate to slide out the camera adapter plate. Attach your camera to the adapter plate. Finally, reattach the plate to the quick-release plate and adjust the mount to your preferred position.



**WARNING**

CHOKING HAZARD - Keep out of reach from children under 8 yrs. as they can choke or suffocate on parts included with this system

**WARNING**

Arkon® is not responsible for any damages caused to your device or yourself due to the installation or use of this mount. Do not install Arkon® products near areas that interfere with operation of vehicles. Arkon® assumes no responsibility or liability for injury or death as a result of failure to install in a safe location. Arkon® is not responsible for any damages caused to vehicles, product, or people due to the installation or use of this product.

