




RDMET01

Package Contents:


(1) RDMET01 - Radar Detector Windshield Suction Mount

Compatibility: Most Rocky Mountain Phantom-T, Escort and Beltronics radar detectors, including Passport S55, New Passport, STi Magnum, STi Driver, GX65, GX55, RX65, RX55, V6, V8, V10, V12, Pro 100, Pro 200, Pro 300, Pro 500, Vector 995, Vector 965, Vector 955, Newer Vector 940, Vector 895 & Express 795, Passport 9500ix, Passport 9500i, Passport 8500x50, Passport 8500, Solo S2, Solo S3, Solo RD-5110, Passport 7500S, Passport 7500, 6800, 5000, 4600, 4500, and 4200, Passport s75g, Passport X70, Beltronics Vector 995, and RX65.(NOT COMPATIBLE with Escort Max EX & new iX Series).


1 Align the edge of the mount with the slot opening on the radar detector. Slide the mount gently into the case until it locks in place.



2 Attach the windshield mount in the upper center portion of the windshield. The ideal position will be right below the rearview mirror. Place away from wipers and other objects that might interfere with performance of the radar detector. Tinted glass will degrade the laser performance.



3 Use adjustment knob so that the radar detector is in a level position with the road.



Safety Precautions

Arkon is not responsible for any damages to your vehicle, your device, or yourself due to the installation or use of this product.

Do not install Arkon products over an air bag cover or within the air bag deployment zone. Arkon assumes no responsibility of liability for injury or death as a result of car crashes and/or air bag deployment.

ARKON® MOUNTS

Consumer Hotline:

USA (800) 841-0884

INT'L (626) 254-9005

Monday - Friday 9 am - 5 pm, PST

www.arkon.com

Arcadia, CA 91006 USA

Designed in USA | Made in Taiwan and USA

© Copyright 2019 Arkon Resources, Inc.