

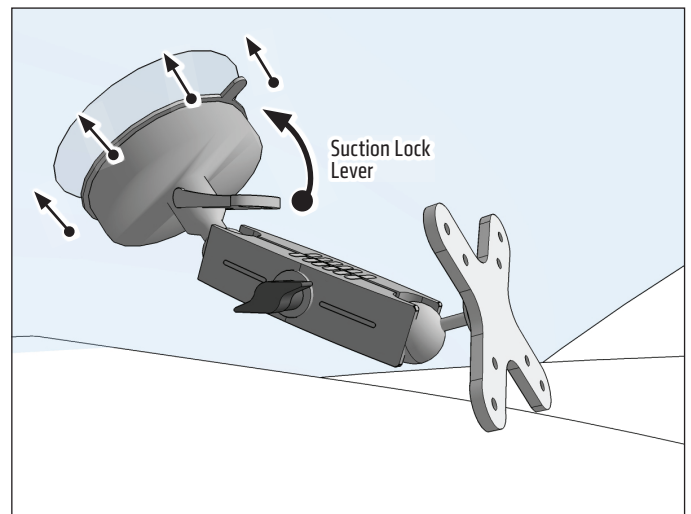
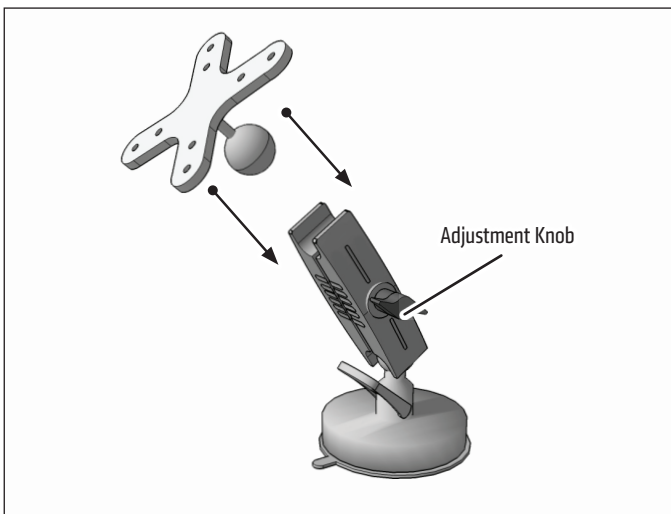


**Package Contents:**

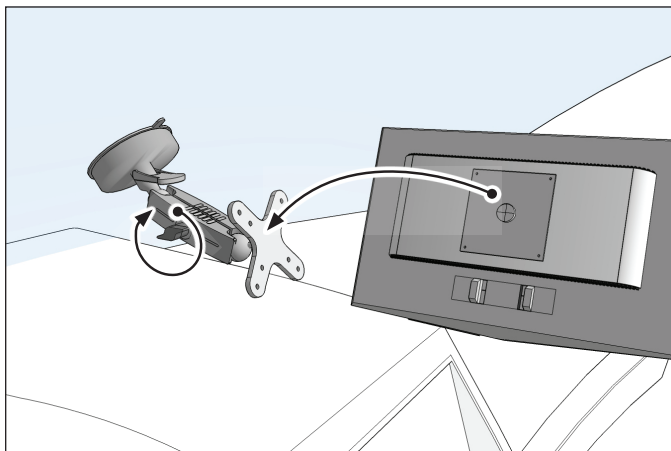
- 1 - 25mm Ball to VESA Pattern Adapter (AP25MMVESA)
- 1 - Robust™ Series Standard 3.75-inch Shaft (SP-RM250)
- 1 - Heavy-Duty Windshield Base with 25mm Ball (SPRM080)
- 1 - Alcohol Pad (XACP)

**1** Remove the Dual-T head and attach AP25MMVESA adapter to the mount shaft as shown by loosening knob. Tighten to secure.

**2** Attach pedestal to windshield, engage suction lock.



**3** Attach any VESA 75/VESA 100 compatible device or holder (not included, sold separately) to the VESA plate. Loosen adjustment knob to adjust angle of pedestal and position of VESA plate. Tighten to secure.



**Safety Precautions**

Do not install Arkon products over an air bag cover or within the air bag deployment zone. Arkon Resources, Inc. assumes no responsibility of liability for injury or death as a result of car crashes and / or air bag deployment.

Arkon is not responsible for any damages caused to your vehicle, your device, or yourself due to the installation or use of this mount.



*The Mobile Mounting Specialists™*

Consumer Hotline:  
 USA (800) 841-0884  
 INT'L (626) 254-9005  
 Monday - Friday 9 am - 5 pm, PST

[www.arkon.com](http://www.arkon.com)  
 Arcadia, CA 91006 USA  
 Designed in USA | Made in Taiwan  
 © Copyright 2017 Arkon Resources, Inc.