

Package Contents:

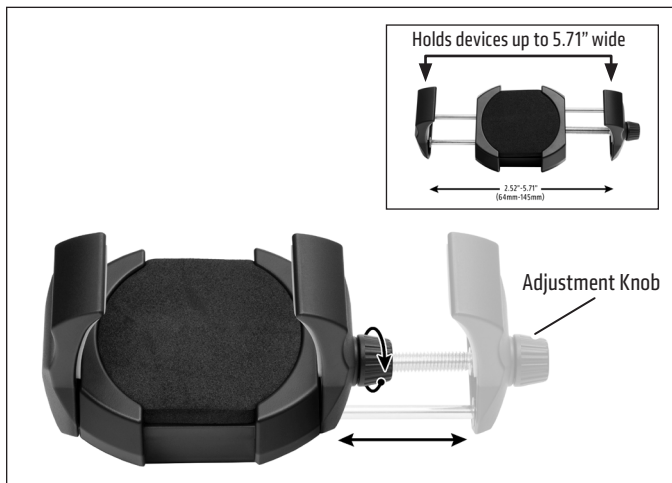
RVKNAMPS – RoadVise™ Ultra Phone and Tablet Holder

IMPORTANT: Do not overtighten knob. Overtightening knob may damage threads on holder and also make it difficult to adjust holder.


Device Compatibility:

RVKNAMPS holds phones or tablets with cases measuring 2.52 to 5.71 inches (64 to 145mm) wide.

- 1 Use the adjustment knob on the RoadVise Ultra holder to set width for your device. Use in conjunction with the other end of the holder, which is spring-loaded.





- 2 Attach 4-Hole AMPS compatible adapter, pedestal, or device to holder using a Phillips screwdriver and included screws.



- 3 Using two hands, insert device into the holder by pushing the device into the SPRING-LOADED end of the holder until it lays flat against the inside of the holder. DO NOT insert device by pushing against the knob side of the holder.

- 4 **OPTIONAL:** For use with Apple MagSafe Charger or other Qi wireless charging solutions, insert one or more of the three pads provided so that the charger is flush with the front of the holder to ensure device is connecting properly to charger for wireless charging.



! Safety Precautions
 Arkon is not responsible for any damages caused to your vehicle, your device, or yourself due to the installation or use of this holder.

ARKON MOUNTS

Consumer Hotline:
 USA (800) 841-0884
 INT'L (626) 254-9005

www.arkon.com
 Arcadia, CA 91006 USA
 Designed in USA | Made in USA

Monday - Friday 9am - 5pm, PST © Copyright 2021 Arkon Resources, Inc.