



**Package Contents:**

- (1) SM060-2 – Slim-Grip® Ultra™ Midsize Tablet and Smartphone Holder
- (1) SP-RM200 – Robust Series Mount Shaft
- (1) APRM2T – 25mm Ball to Dual T-Tab Adapter
- (1) SP142025MM – 1/4"-20 to 25mm Ball Adapter

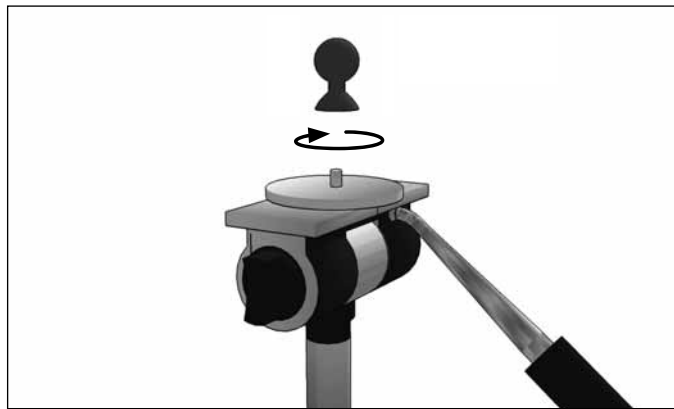
**Device Compatibility:**

Fits 7'-8" screen size tablets and smartphones with 8" screen size.

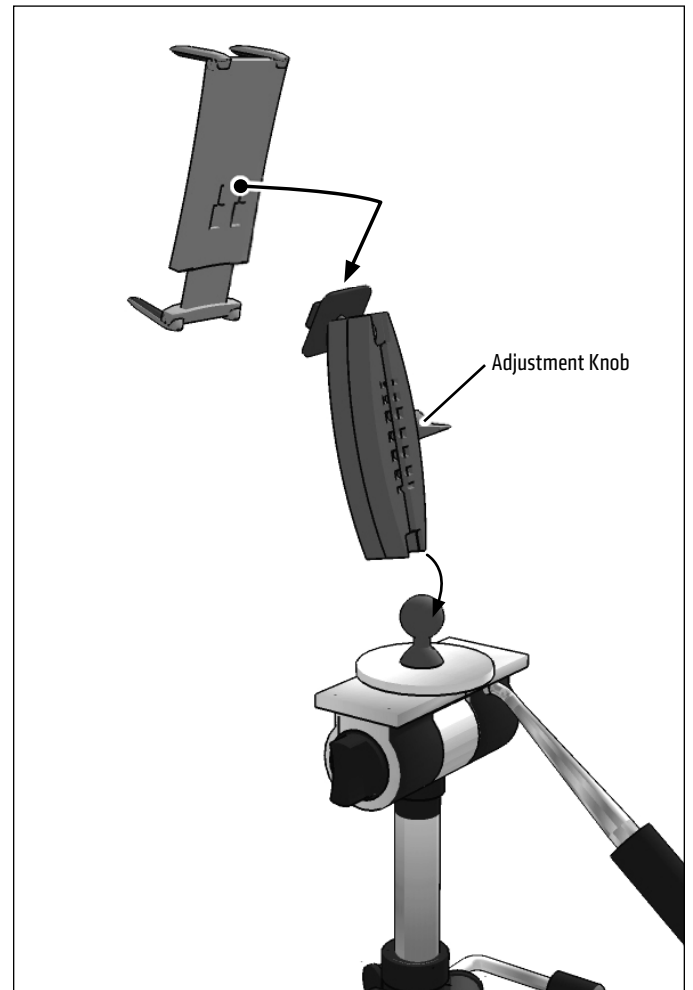
**IMPORTANT:**

Select the appropriate size support legs and install to holder. For large smartphones, midsize tablets, or devices with cases, use included long support legs.

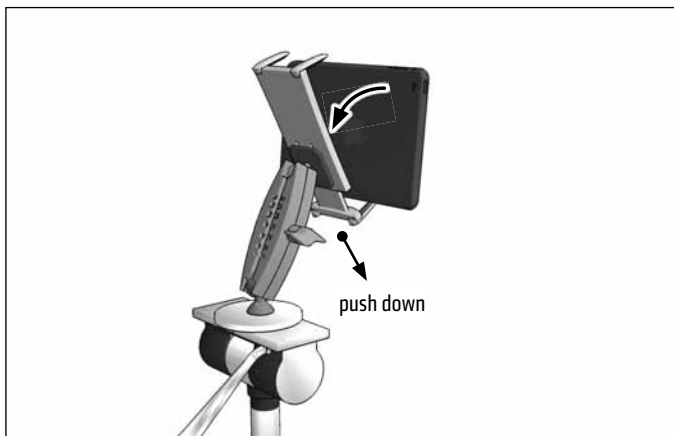
- 1 Screw ball adapter onto tripod.



- 2 Loosen adjustment knob, attach mount to ball adapter, retighten knob, and set mount at desired angle. Attach Slim-Grip Ultra holder by sliding the Dual T-Tabs of the pedestal into the Dual T-Slots of the holder and pushing down to lock.



- 3 Insert tablet into holder by pushing down on the bottom spring-loaded support legs with the tablet. Slide the top of the tablet under the top support legs until it fits securely in the holder.



**! Safety Precautions**

Arkon is not responsible for any damages caused to your device or yourself due to the installation or use of this mount.

**ARKON**  
RESOURCES INC.

The Mobile Mounting Specialists™

**Consumer Hotline:**

USA (800) 841-0884

INT'L (626) 254-9005

Monday - Friday 9 am - 5 pm, PST

[www.arkon.com](http://www.arkon.com)

Arcadia, CA 91006 USA

Designed in USA | Made in China

© Copyright 2016 Arkon Resources, Inc.