



RMAMPS2517



RVLXWR-B

Package Contents:

RMAMPS2517 – Robust Drill Base Pedestal with 17mm Head

RVLXWR-B – RoadVise XL Phone and Midsize Tablet Holder with Tightening Ring

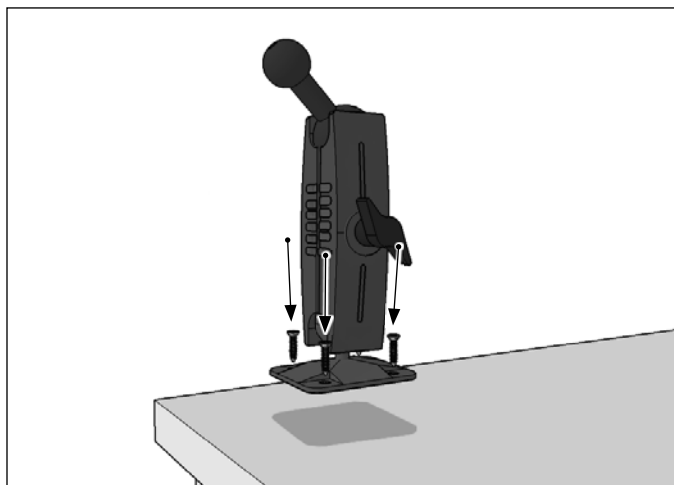
IMPORTANT: Do not overtighten ring. Overtightening ring may damage threads on holder and also make it difficult to adjust holder.

COMPATIBILITY: Fits phones, 7-8" screen size tablets, and handheld gaming devices measuring 2.5" up to 5" wide.

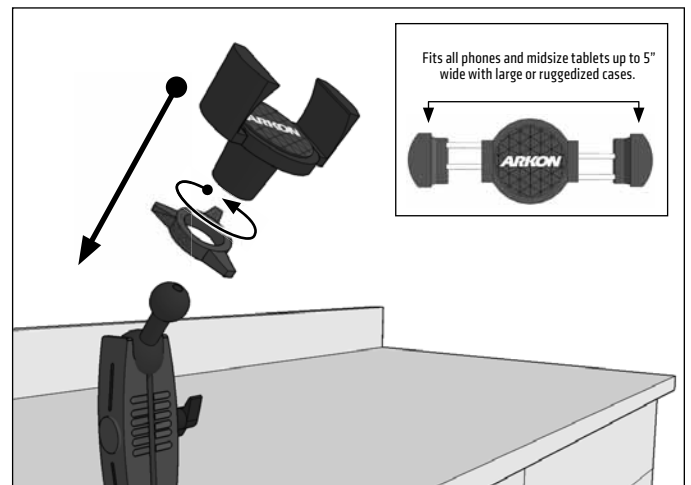


Drilling into the dash, floor, or console may damage the vehicle. Use caution and consult a mobile install professional to avoid drilling into the gas tank, electrical system, or other highly sensitive vehicle components.

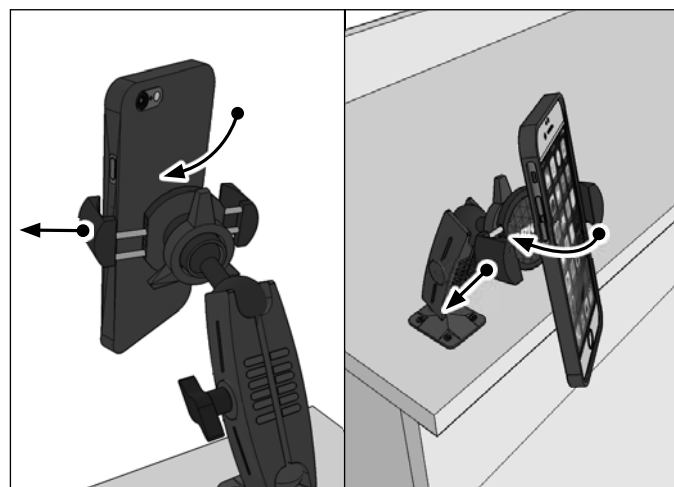
- 1 Attach the 4-Hole AMPS base to flat surface with 4 screws (not included).



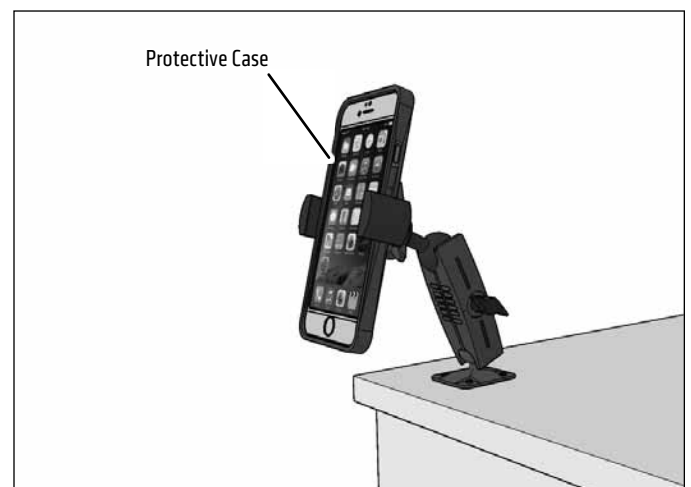
- 2 Place adjustment ring over the pedestal ball and snap the RoadVise Holder onto the pedestal.



- 3 Using two hands, insert the phone into the holder by pushing the device into one of the spring-loaded legs. Expand the other leg and fully insert device until it lays flat against the blue rubber pad.



- 4 RoadVise Holders work best with devices having a case. For maximum grip, make sure to use a protective case while using this product.



Safety Precautions

Arkon is not responsible for any damages caused to your vehicle, your device, or yourself due to the installation or use of this mount.

Drilling into the dash, floor, or console may damage the vehicle. Use caution and consult a mobile install professional to avoid drilling into the gas tank, electrical system, or other highly sensitive vehicle components.

ARKON
RESOURCES INC.

The Mobile Mounting Specialists™

Consumer Hotline:

USA (800) 841-0884

INT'L (626) 254-9005

Monday - Friday 9am - 5pm, PST

www.arkon.com

Arcadia, CA 91006 USA

Designed in USA | Made in USA & Taiwan

© Copyright 2017 Arkon Resources, Inc.