



APSTRAPSL
Dual T-Slot to Dual T-Tab Adapter
with Bungee Securing Strap

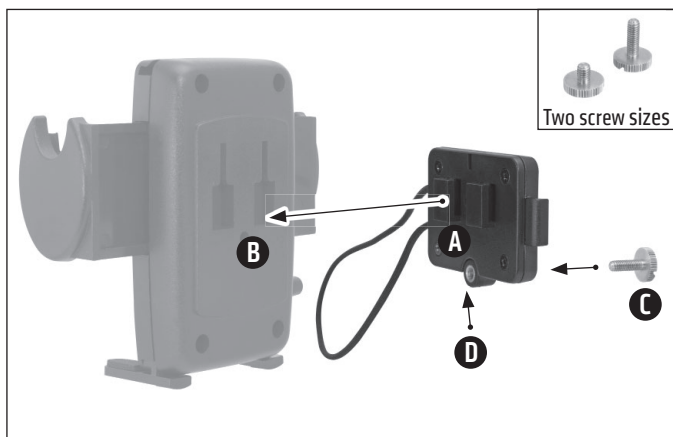
Package Contents:

(1) APSTRAPSL – Dual T-Slot to Dual T-Tab Adapter with Bungee Securing Strap

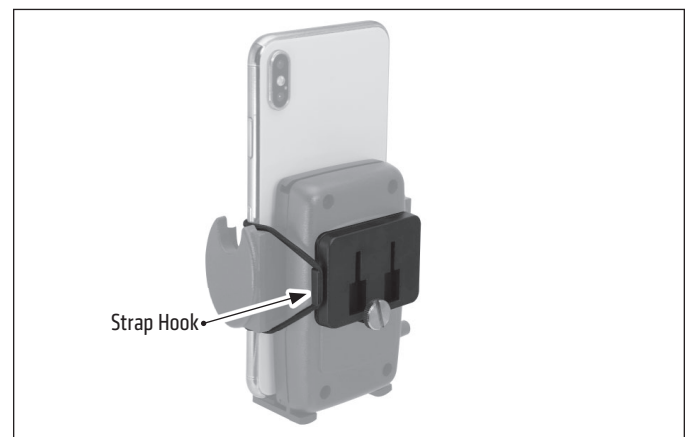
This adapter includes both short and long screws, which help to secure the adapter to the holder. Use the **LONG** screw with Arkon's SM040-2 Mega Grip Universal Phone Holder. Use the **SHORT** screw with Arkon's SM060-2 Slim-Grip™ Ultra Universal Smartphone or Midsize Tablet Holder.

SM040-2 Mega Grip Assembly

1 Connect the Dual T-Tabs (A) on Dual T-Tab adapter head to the Dual T-Slots (B) on the bungee strap plate. Insert the LONG set screw (C) into the set screw hole (D) and screw in tightly to prevent the bungee plate from slipping off while in motion.

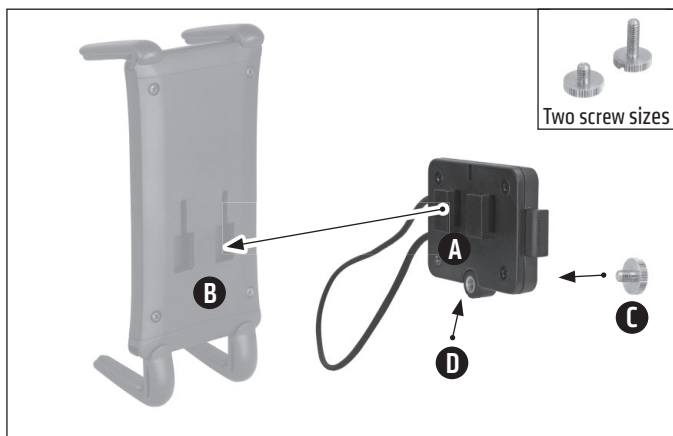


2 Position the bungee securing strap across the device and secure it to the L-shaped strap hook.



SM060-2 Slim-Grip Ultra Assembly

1 Connect the Dual T-Tabs (A) on Dual T-Tab adapter head to the Dual T-Slots (B) on the bungee strap plate. Insert the SHORT set screw (C) into the set screw hole (D) and screw in tightly to prevent the bungee plate from slipping off while in motion.



2 Position the bungee securing strap across the device and secure it to the L-shaped strap hook.



⚠ Safety Precautions
Do not adjust the pedestal or device while cycling or driving. Arkon does not promote the adjustment of mobile devices, except when the bicycle or vehicle is safely parked or stopped.

Arkon is not responsible for any damages caused to your bicycle, your device, or yourself due to the installation or use of this product.

ARKON MOUNTS

Consumer Hotline:
USA (800) 841-0884
INT'L (626) 254-9005
Monday - Friday 9 am - 5 pm, PST

www.arkon.com
Arcadia, CA 91006 USA
Designed in USA | Made in Taiwan and USA
© Copyright 2020 Arkon Resources, Inc.