




CPM01B

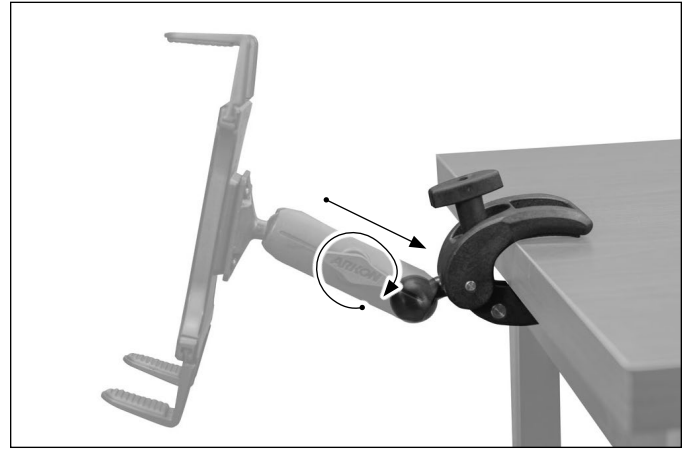
Package Contents:

- (1) CPM01B – Robust Clamp Mount with 25mm Ball

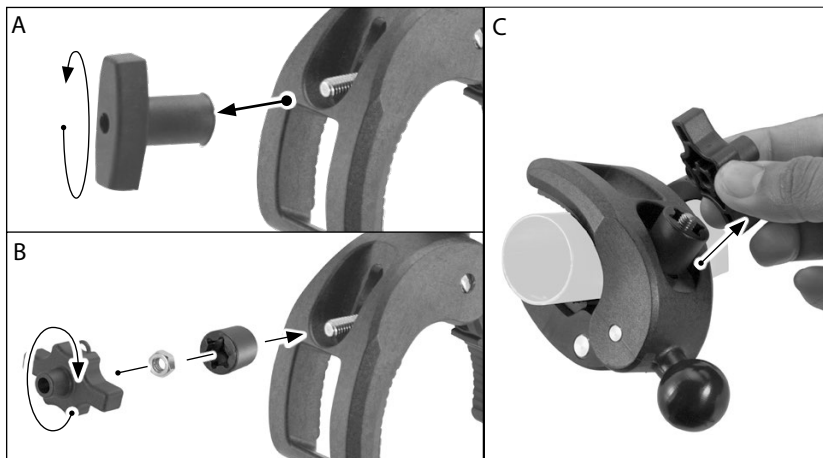
- 1 Tighten clamp knob to pole or surface.



- 2 Loosen the Robust Mount Shaft (not included) to attach the clamp mount. Tighten to secure.



Optional: To secure the clamp mount: (A) remove the existing knob (B) replace with security kit as shown (C) tighten the clamp with the removable knob key, then remove knob to deter theft.



Safety Precautions

Arkon is not responsible for any damages caused to you, your passengers, or your device due to the installation or use of this mount.

ARKON MOUNTS

Consumer Hotline:

USA (800) 841-0884

INT'L (626) 254-9005

Monday - Friday 9 am - 5 pm, PST

www.arkon.com

Arcadia, CA 91006 USA

Designed in USA | Made in Taiwan and USA

© Copyright 2019 Arkon Resources, Inc.