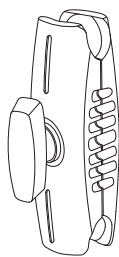
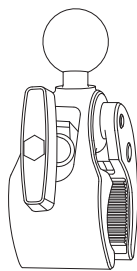


APPLAMPS25



SP-RM250



CPMHDB

Includes:

- 1 – Circular 25mm to 4-Hole AMPS Adapter (APPLAMPS25)
- 1 – Robust™ Series 3.75" Shaft Arm (SP-RM250)
- 1 – Robust™ Clamp Mount with 25mm Ball (CPMHDB)

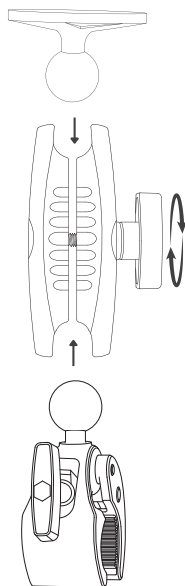
IMPORTANT: Clean the application surface and make sure it is free of dirt, dust, and grease before installing the mounting hardware.

Please note that screws are not included.

1

Assemble all components

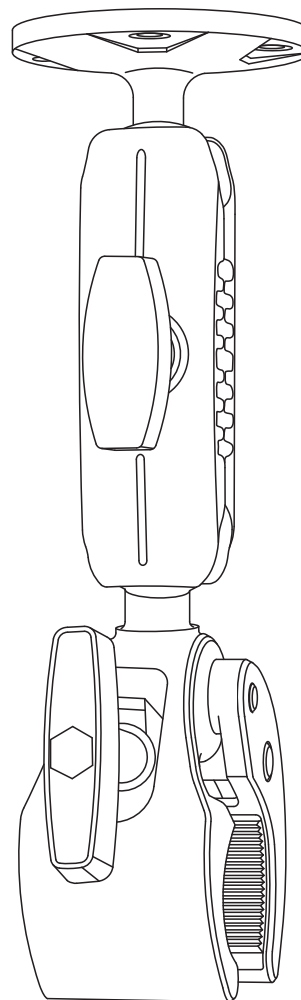
Turn the shaft arm counterclockwise to loosen it. Next, attach the 25mm ball adapters to both ends. Finally, tighten the shaft to secure everything in place.



2

Fully Assembled

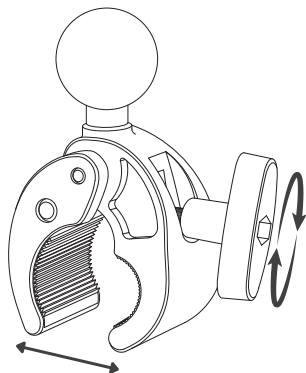
Refer to the image below for the full assembled product.



3

Adjusting the Clamp Mount

To widen the clamp arms to the desired width, turn the knob counterclockwise. Attach to your desired surface and then tighten the knob clockwise to secure in place.



WARNING

CHOKING HAZARD - Keep out of reach from children under 8 yrs. as they can choke or suffocate on parts included with this system

WARNING

Arkon® is not responsible for any damages caused to your device or yourself due to the installation or use of this mount. Do not install Arkon® products near areas that interfere with operation of vehicles. Arkon® assumes no responsibility or liability for injury or death as a result of failure to install in a safe location. Arkon® is not responsible for any damages caused to vehicles, product, or people due to the installation or use of this product.

