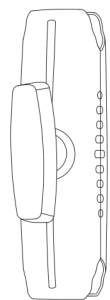
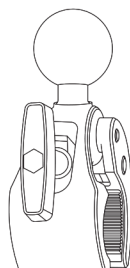


APT38225



SPRM3850B



CPM38B

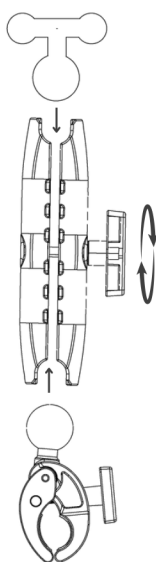
## Includes:

- 1 - 38mm and Two 25mm Ball Adapters (APT38225)
- 1 - Robust™ Series 5.75" Shaft Arm (SPRM3850B)
- 1 - Robust™ Clamp Mount with 38mm Ball (CPM38B)

**IMPORTANT:** Clean the application surface and make sure it is free of dirt, dust, and grease before installing the mounting hardware.

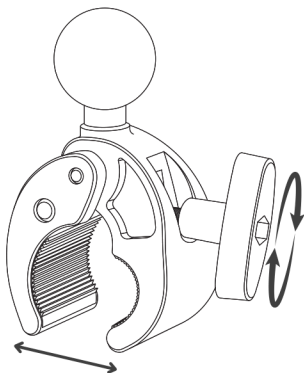
## 1 Assemble all components

Turn the shaft arm counterclockwise to loosen it. Next, attach the 38mm ball adapters to both ends. Finally, tighten the shaft to secure everything in place.



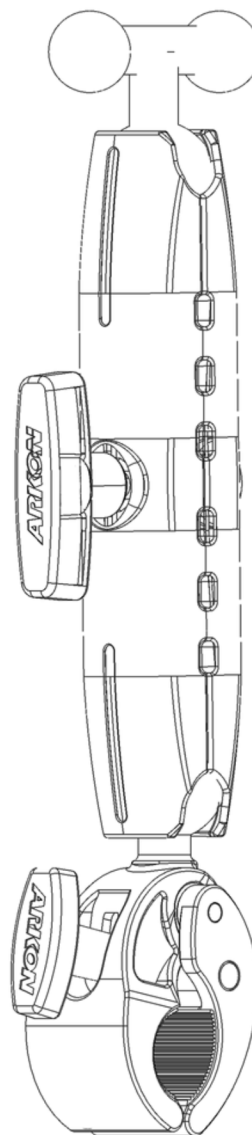
## 3 Adjusting the Clamp Mount

To widen the clamp arms to the desired width, turn the knob counterclockwise. Attach to your desired surface and then tighten the knob clockwise to secure in place.



## 2 Fully Assembled

Refer to the image below for the full assembled product.



### WARNING

CHOKING HAZARD - Keep out of reach from children under 8 yrs. as they can choke or suffocate on parts included with this system

### WARNING

Arkon® is not responsible for any damages caused to your device or yourself due to the installation or use of this mount. Do not install Arkon® products near areas that interfere with operation of vehicles. Arkon® assumes no responsibility or liability for injury or death as a result of failure to install in a safe location. Arkon® is not responsible for any damages caused to vehicles, product, or people due to the installation or use of this product.

