



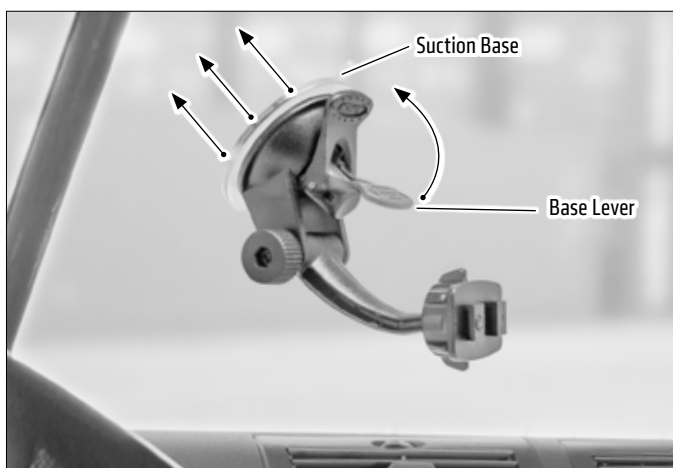
GN014-SBH

Package Contents:**(1) GN014-SBH** – Windshield Suction Mount - Dual-T Compatible**Compatible With:**

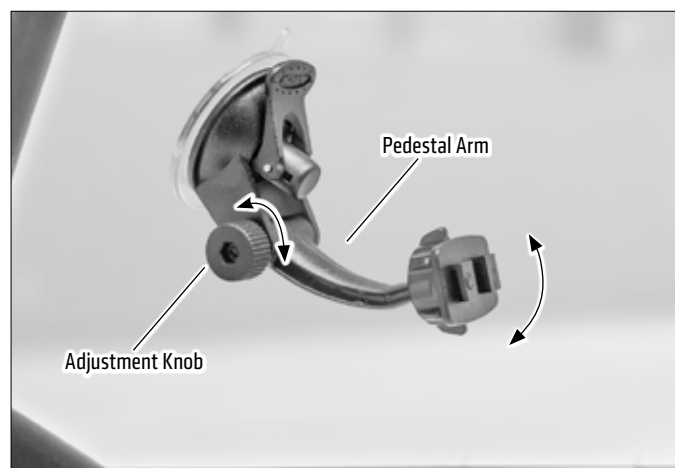
- All Arkon Dual-T Tab Pattern Phone Holders and Adapter Plates
- Most Garmin 17mm Ball Connections

Caution: Do not place mount in or near an air bag deployment or where it will obstruct view of road.

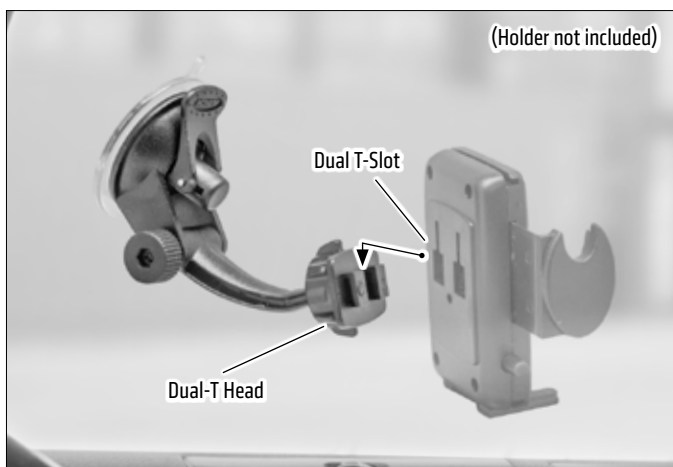
- 1** Find a safe location on the interior of the vehicle's windshield to mount the pedestal. Firmly push the suction base against the windshield and flip the base lever up into the locked position.



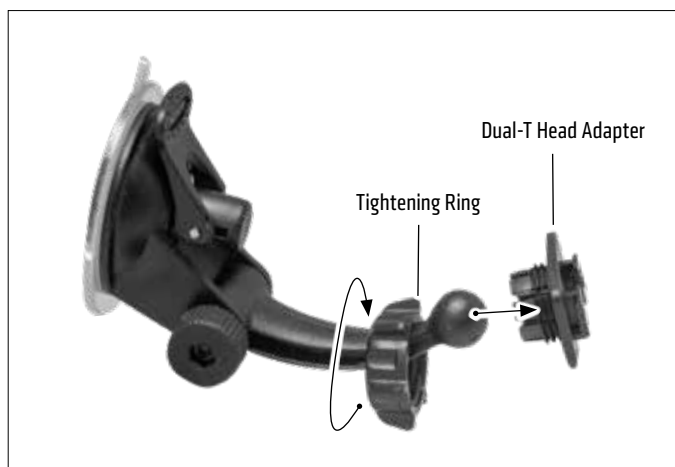
- 2** Adjust the angle of the pedestal arm by loosening the adjustment knob at the base. Tighten knob to secure.



- 3** Attach holder or device (not included) to the Dual-T head, insert the Dual T-Tab into the Dual T-Slot on the back of the holder or device.



OPTIONAL: To remove Dual-T head adapter for use as a 17mm ball pattern-compatible mount, unscrew tightening ring and snap Dual-T head adapter off of the mount's 17mm ball.

**Safety Precautions**

Do not install Arkon products over an air bag cover or within the air bag deployment zone. Arkon Resources, Inc. assumes no responsibility of liability for injury or death as result of car crashes and/or air bag deployment. Arkon Resources, Inc is not responsible for any damages caused to your car, your device, or yourself due to the installation or use of the pedestal mount.

ARKON MOUNTS

Consumer Hotline:

USA (800) 841-0884

INT'L (626) 254-9005

Monday - Friday 9 am - 5 pm, PST

www.arkon.com

Arcadia, CA 91006 USA

Designed in USA | Made in Taiwan and USA

© Copyright 2020 Arkon Resources, Inc.