



Package Contents:

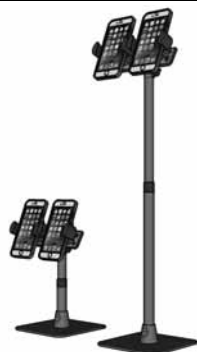
- (2) RV001WR – RoadVise™ Universal Smartphone Holder
- (1) HD008 – Heavy-Duty Mounting Pedestal with Weighted Base & Telescoping Arm
- (1) APEQUIP – Metal Equipment Mounting Plate
- (1) SPHD8L29 – Extra-Tall Shaft for HD008 Heavy-Duty Stand
- (2) APAMPS17MM – 17mm Ball to 4-Hole AMPS Adapter
- (1) AP015 – Horizontal Female Dual T-Slot to 4-Hole AMPS Adapter
- (3) SP-12M-4M7 – Screw Pack

Dual phone stand ideal for iPhone/smartphone live broadcasts on Periscope, Facebook Live, Meerkat, and other broadcasting platforms.

Arkon's RoadVise™ universal holders (2 included) fit all phones up to 4" wide with large or ruggedized cases.

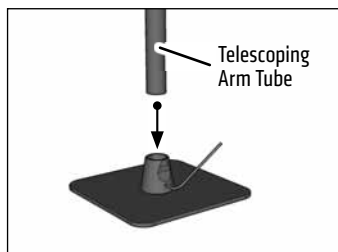
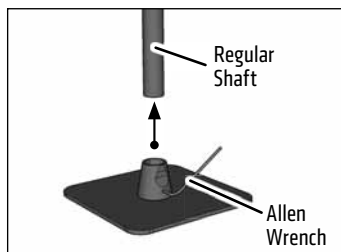
Extra-long shaft extends upward to 29 inches.

Use as Desk Stand or Counter Stand:



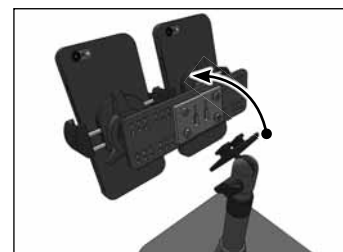
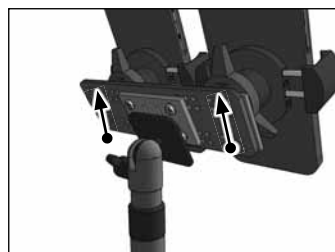
Interchanging Shaft:

Disconnect the regular shaft by using Allen wrench to loosen base lock. Twist and pull up to remove shaft from weighted base. Insert telescoping arm tube into weighted base. Tighten base lock to secure.



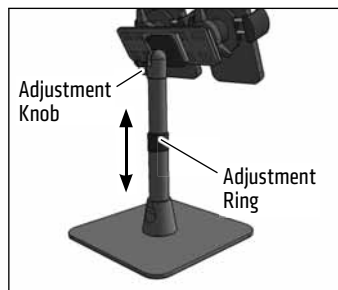
Disconnecting Shaft:

Disconnect the shaft from the plate sliding the Dual T-Tab of adapter from the Dual T-Slots of the plate.



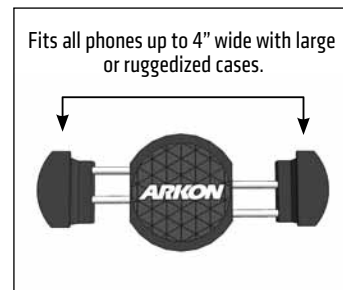
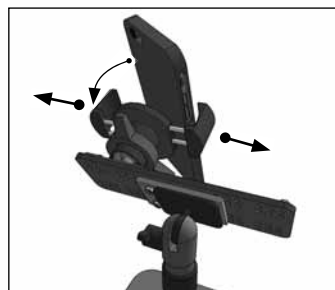
Adjusting Weighted Base:

Adjust the height and angle of the mount by loosening the adjustment ring and the adjustment knob. Retighten to set.



Inserting Phone:

Using two hands, insert phone into the holder by pushing the device into one of the spring-loaded legs. Expand the other leg and fully insert device until it lays flat against the blue rubber pad.



! Safety Precautions

Arkon is not responsible for any damages caused to your devices or yourself due to the installation or use of this tablet stand.



The Mobile Mounting Specialists™

Consumer Hotline:

USA (800) 841-0884

INT'L (626) 254-9005

Monday - Friday 9 am - 5 pm, PST

www.arkon.com

Arcadia, CA 91006 USA

Designed in USA | Made in USA & Taiwan

© Copyright 2016 Arkon Resources, Inc.