



**Package Contents:**

- (1) RV001WR – RoadVise™ Universal Smartphone Holder
- (1) TAB001 – Slim-Grip® Universal Tablet Holder
- (1) SP-SBH-KIT-22 – 22mm Ball to Dual T-Tab Adapter with Tightening Ring
- (1) HD008 – Heavy-Duty Mounting Pedestal with Weighted Base & Telescoping Arm
- (1) APEQUIP – Metal Equipment Mounting Plate
- (1) APAMPS17MM – 17mm Ball to 4-Hole AMPS Adapter
- (1) APAMPS22MM – 22mm Ball to 4-Hole AMPS Adapter
- (1) SPHD8L29 – Extra Long Shaft for HD008 Heavy-Duty Pedestal
- (1) AP015 – Horizontal Female Dual T-Slot to 4-Hole AMPS Adapter
- (3) SP-12M-4M7 – Screw Pack

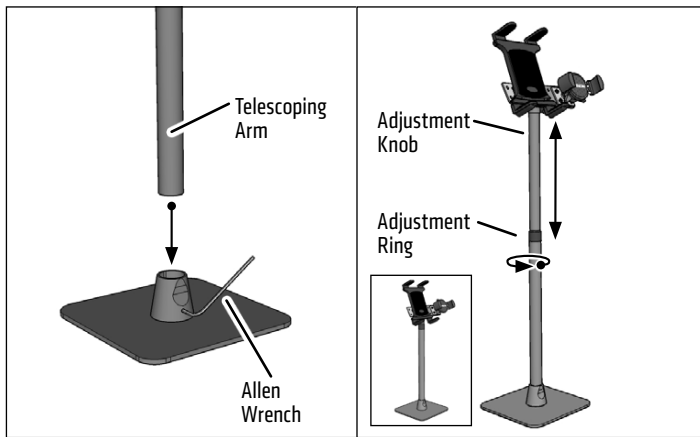
Tablet and phone stand is ideal for iPhone/smartphone and tablet live streaming on Periscope, Facebook Live, and other broadcasting platforms.

Arkon's RoadVise™ universal holder fits all phones up to 4" wide with large or ruggedized cases.

The Slim-Grip® universal tablet holder fits all tablets 8.9"-18.4" screen size. It includes 4 short, 2 medium, and 4 long support legs. Select a combination of 4 support legs in conjunction for use with the spring-loaded holder to achieve the perfect fit for your tablet.

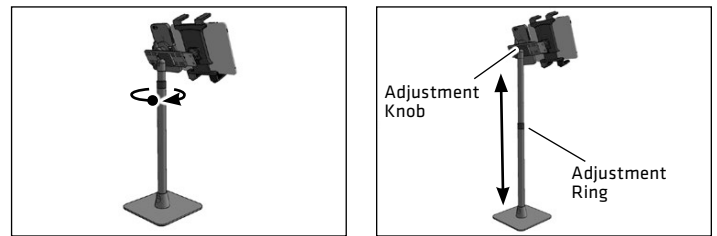
**Connecting Telescoping Arm:**

Insert telescoping arm tube into weighted base. Tighten base lock to secure with included allen wrench. Adjust the height and angle of the pedestal by loosening the adjustment ring and the adjustment knob. Retighten to set.



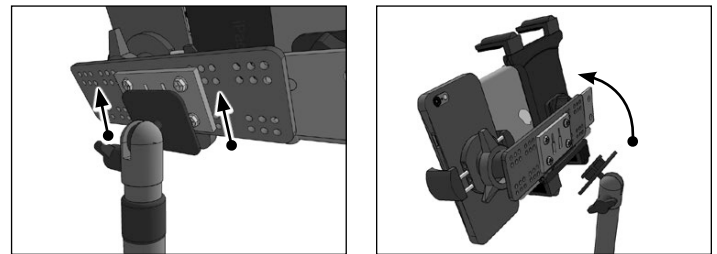
**Adjusting Weighted Base:**

Adjust the height and angle of the mount by loosening the adjustment ring and the adjustment knob. Retighten to set.



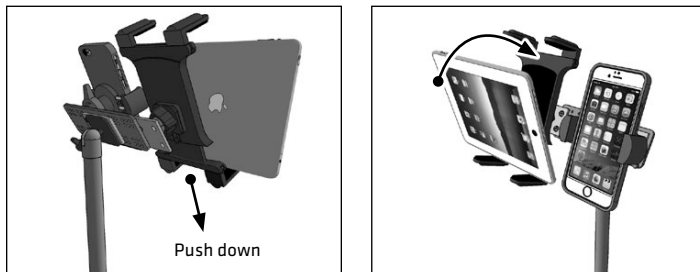
**Disconnecting Shaft:**

Disconnect the shaft from the plate sliding the Dual T-Tabs of adapter from the Dual T-Slots of the plate.



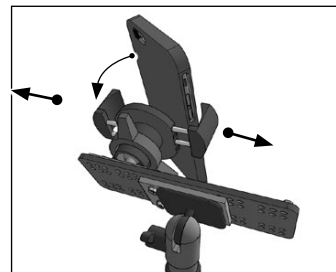
**Inserting Tablet:**

Insert device into holder by pushing down on the bottom spring-loaded support legs with the device. Slide the top of the device under the top support legs until it fits snugly in the holder.



**Inserting Phone:**

Using two hands, insert phone into the holder by pushing the device into one of the spring-loaded legs. Expand the other leg and fully insert device until it lays flat against the blue rubber pad.



**! Safety Precautions**  
Arkon is not responsible for any damages caused to your devices or yourself due to the installation or use of this tablet stand.

**ARKON**  
RESOURCES INC.

The Mobile Mounting Specialists™

**Consumer Hotline:**  
USA (800) 841-0884  
INT'L (626) 254-9005  
Monday - Friday 9 am - 5 pm, PST

**www.arkon.com**  
Arcadia, CA 91006 USA  
Designed in USA | Made in USA & Taiwan  
© Copyright 2017 Arkon Resources, Inc.