



Package Contents:

- (2) SPIBMAG – Magnet Mount Kit
- (1) HD008 – Heavy-Duty Mounting Pedestal with Weighted Base & Telescoping Arm
- (1) APEQUIP – Metal Equipment Mounting Plate
- (2) APAMPS17MM – 17mm Ball to 4-Hole AMPS Adapter
- (1) AP015 – Horizontal Female Dual T-Slot to 4-Hole AMPS Adapter
- (3) SP-12M-4M7 – Screw Pack

Magnetic mount is compatible with devices weighing up to 6.3 ounces, including those with cases.

Use Stand with Two Smartphones:

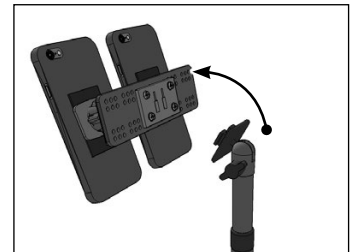
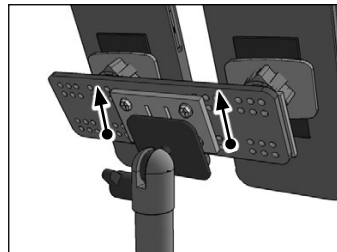
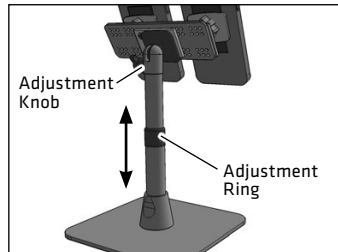
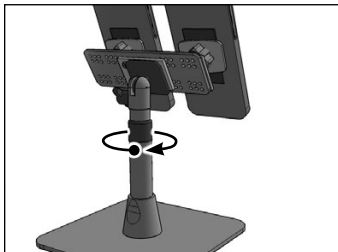


Adjusting Weighted Base:

Adjust the height and angle of the mount by loosening the adjustment ring and the adjustment knob. Retighten to set.

Disconnecting Shaft:

Disconnect the shaft from the plate sliding the Dual T-Tabs of adapter from the Dual T-Slots of the plate.

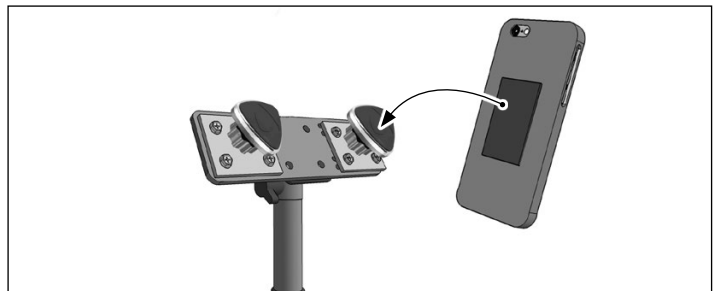
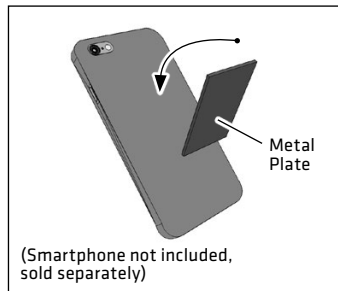
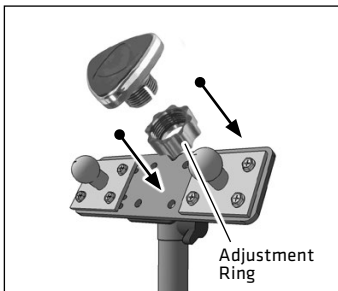


Assembly:

To attach magnet head to stand, slide ring over 17mm ball adapter. Adjust angle and tighten adjustment ring to secure. Remove paper backing of adhesive metal plate. Firmly press the adhesive side to clean, back surface of your smartphone or case.

Attaching Phone:

Place metal plate on the smartphone in contact with the magnet head on the pedestal to attach. Rotate or adjust angle as needed.



! Safety Precautions
 Arkon is not responsible for any damages caused to your vehicle, your device, your passengers, or yourself due to the installation or use of this mount.

ARKON MOUNTS

Consumer Hotline: www.arkon.com
 USA (800) 841-0884 Arcadia, CA 91006 USA
 INT'L (626) 254-9005 Designed in USA | Made in USA
 Monday - Friday 9am - 5pm, PST © Copyright 2020 Arkon Resources, Inc.