

Package Contents:

- (1) RVKNAMPS – RoadVise® Ultra Phone and Tablet Mount
- (1) SP-RM250 – Robust Mount Shaft Arm
- (2) APAMPS25MM – 25mm Ball to 4-Hole AMPS Adapter

IMPORTANT: Do not overtighten knob. Overtightening knob may damage threads on holder and also make it difficult to adjust holder.

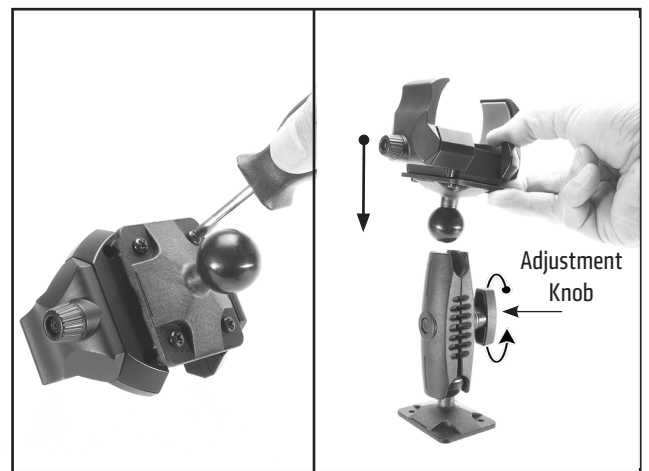
Device Compatibility:

Arkon's RVKNAMPS RoadVise® Ultra holder fits devices with cases measuring 2.52 to 5.71 inches (64 to 145mm) wide. It features a cavity specially designed for use with the Apple MagSafe® Charger and other similar Qi wireless charging solutions. Use the adjustment knob on the end of the holder to set the width for your device.

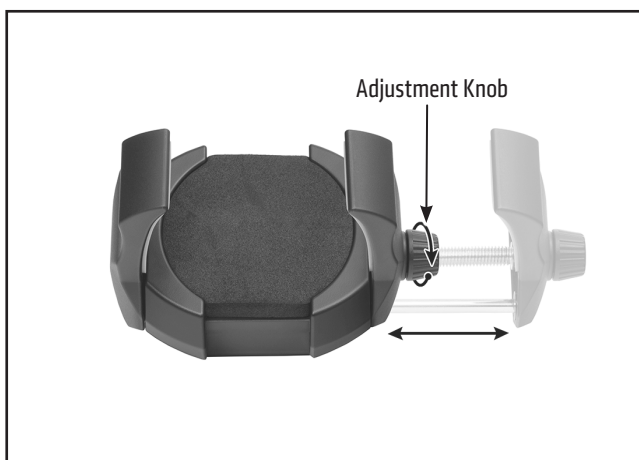
- 1 Attach the Robust shaft to the AMPS adapter. Screw down the 4-Hole AMPS base to flat surface with 4 screws (not included).




- 2 Screw APAMPS25MM adapter onto the back of the RoadVise holder. Then place holder on shaft arm by loosening knob.



- 3 Loosen knob on holder to set device width.



- 4 Using two hands, insert device into the holder by pushing the device into the SPRING-LOADED end of the holder until it lays flat against the inside of the holder. DO NOT insert device by pushing against the knob side of the holder.



⚠ Safety Precautions
Arkon is not responsible for any damages caused to your vehicle, your device, or yourself due to the installation or use of this mount.

⚠ Drilling into the dash, floor, or console may damage the vehicle. Use caution and consult a mobile install professional to avoid drilling into the gas tank, electrical system, or other highly sensitive vehicle components.

ARKON MOUNTS

Consumer Hotline:
USA (800) 841-0884
INT'L (626) 254-9005

Monday - Friday 9am - 5pm, PST © Copyright 2022 Arkon Resources, Inc.

www.arkon.com
Arcadia, CA 91006 USA
Designed in USA | Made in USA