

Included Components:

- A. 1x MageSafe Holder Kit - 17mm ball compatible (SPMAGS01)
- B. 1x 25mm Ball-to-Ball Adapter (SP25MMPL)
- C. 1x 25mm Ball to 17mm Ball Adapter (SP25MM17)
- D. 2x Robust™ Series 3.75" Shaft Arm - 25mm (SP-RM250)
- E. 1x Cup Holder with 25mm Ball (SPRM023)

Important: Clean the application surface before applying the optional magnetic ring

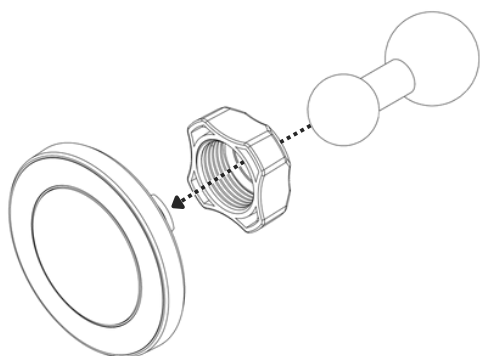
Important: If using the optional magnetic ring, please press the adhesive back side to the application surface firmly. Allowing 24 hours for the adhesive to cure before using.

Please take note of the pads included in SPRM023 packaging:

- 1 - Set of 4 Self-Adhesive Pads (SP023PAD) - Optional

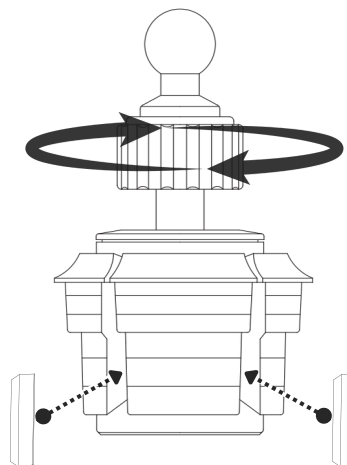
1 Attach the Magnetic Holder to the 17mm Ball Adapter

Remove the tightening ring, slide it over the 17mm ball adapter, attach the magnetic holder, and tighten the ring to secure it.



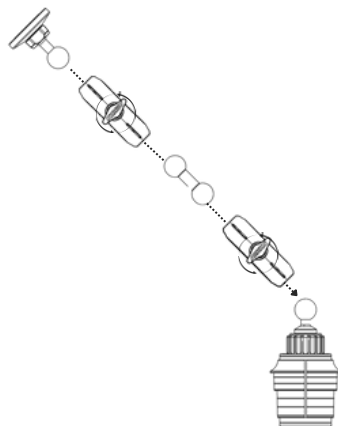
2 Expand the Cup Holder

Twist the base counterclockwise to adjust it to your car's cup holder. For larger cup holders, use the included adhesive pads for a secure fit.



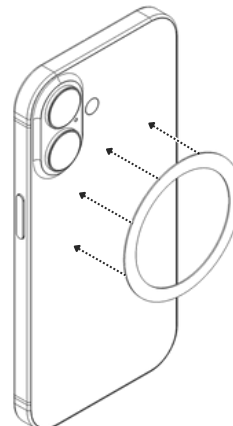
3 Assemble the Components

Attach the 25mm ball-to-ball adapter between the two shafts by loosening the knobs counterclockwise. Then, secure the holder with adapter to the top shaft arm.



4 Optional - The Magnetic Ring

To attach the adhesive magnetic ring to your non-magsafe smartphone case, just remove the yellow sticky side and apply to the back of your device.



WARNING

CHOKING HAZARD - Keep out of reach from children under 8 yrs. as they can choke or suffocate on parts included with this system

WARNING

Arkon® is not responsible for any damages caused to your device or yourself due to the installation or use of this mount. Do not install Arkon® products near areas that interfere with operation of vehicles. Arkon® assumes no responsibility or liability for injury or death as a result of failure to install in a safe location. Arkon® is not responsible for any damages caused to vehicles, product, or people due to the installation or use of this product.

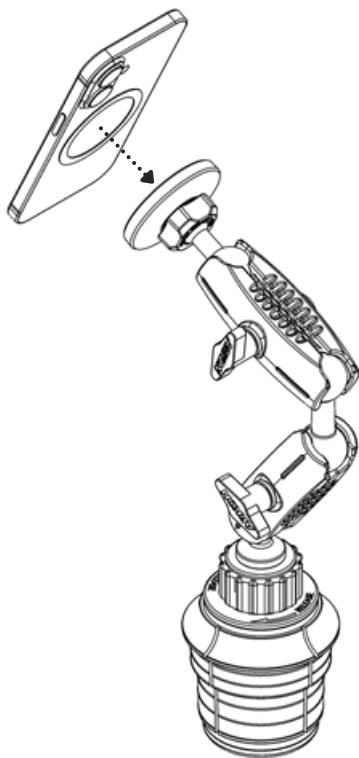
Continued on page 2



5

Mounting Your Phone on the Holder

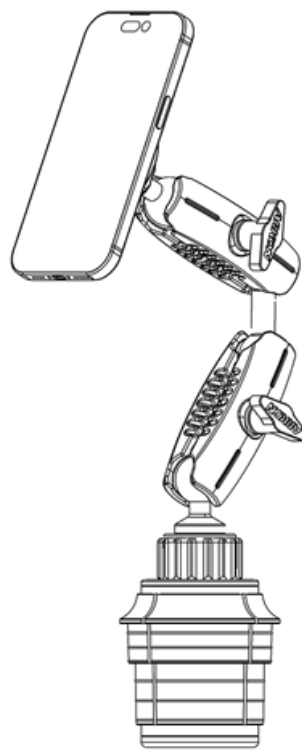
Ensure the magnetic ring of your MagSafe compatible device is aligned with the holder for a secure fit.



6

Fully Assembled

Refer to the image below for the full assembled product.



WARNING

CHOKING HAZARD - Keep out of reach from children under 8 yrs. as they can choke or suffocate on parts included with this system

WARNING

Arkon® is not responsible for any damages caused to your device or yourself due to the installation or use of this mount. Do not install Arkon® products near areas that interfere with operation of vehicles. Arkon® assumes no responsibility or liability for injury or death as a result of failure to install in a safe location. Arkon® is not responsible for any damages caused to vehicles, product, or people due to the installation or use of this product.

