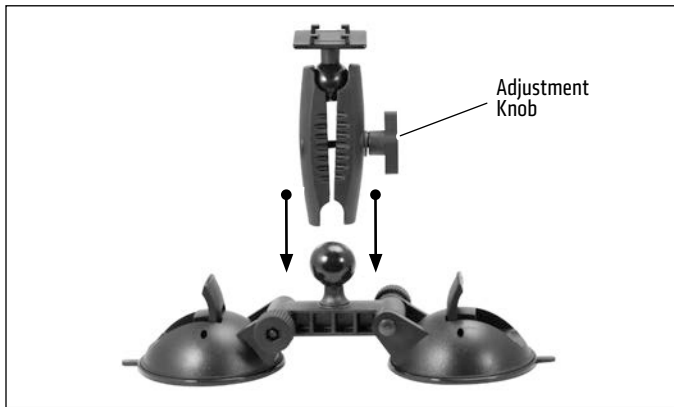


Package Contents:

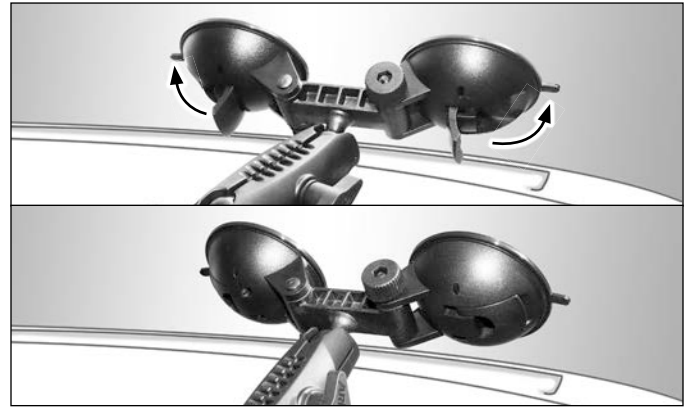
- (1) **SPRM2X80B** – Robust Double 80mm Windshield Suction Mount
- (1) **SP-RM250** – Robust Mount Shaft
- (1) **SP25MM4P** – 25mm Ball to 4-Prong Pattern Adapter
- (1) **XACP** – Alcohol Pad

PLEASE NOTE: This mount is recommended for windshield use only.

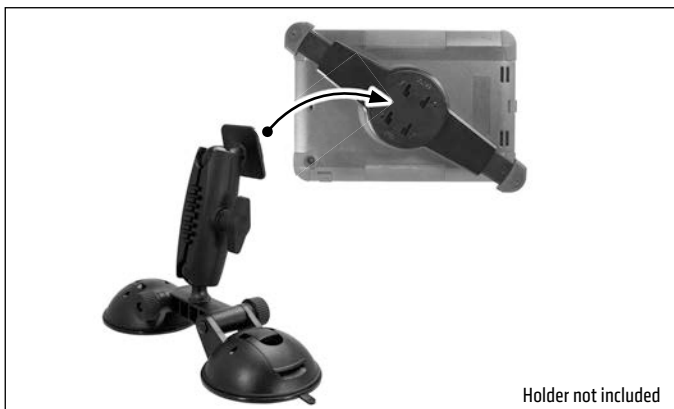
- 1** Unscrew knob to loosen shaft. Attach Robust Mount Shaft to Double Suction Mount. Tighten knob to secure.



- 2** Clean mounting area thoroughly with included alcohol pad and let dry. Remove the protective film from each of the suction cups. With the tabs on the suction mounts UP, place mount on windshield then flip tabs DOWN to engage suction.



- 3** Attach 4-Prong compatible adapter or holder by inserting the mount's 4-Prong tabs into the holder's 4-Prong slots (holder not included). Pull down on holder until it clicks into place to secure.



! Safety Precautions

Do not install Arkon products over an air bag cover or within the air bag deployment zone. Arkon Resources, Inc. assumes no responsibility of liability for injury or death as a result of car crashes and/or air bag deployment.

Arkon Resources, Inc. is not responsible for any damages caused to you, your passengers, or your vehicle due to the installation of this product.

ARKON MOUNTS

Consumer Hotline:

USA (800) 841-0884

INT'L (626) 254-9005

Monday - Friday 9 am - 5 pm, PST

www.arkon.com

Arcadia, CA 91006 USA

Designed in USA | Made in Taiwan and USA

© Copyright 2021 Arkon Resources, Inc.