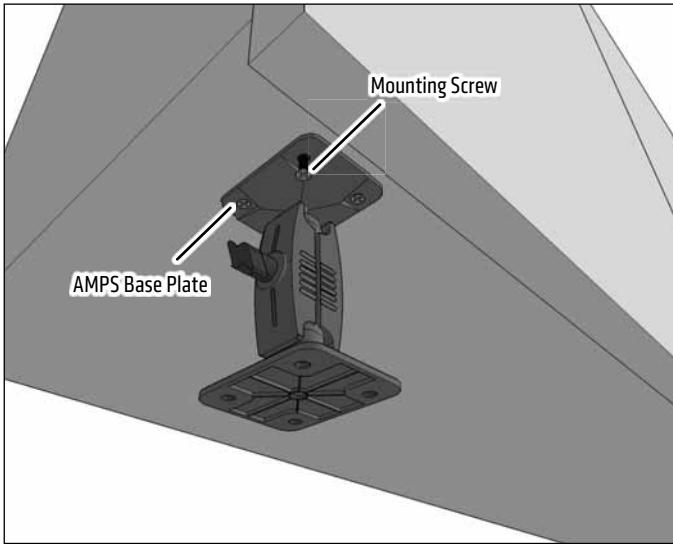




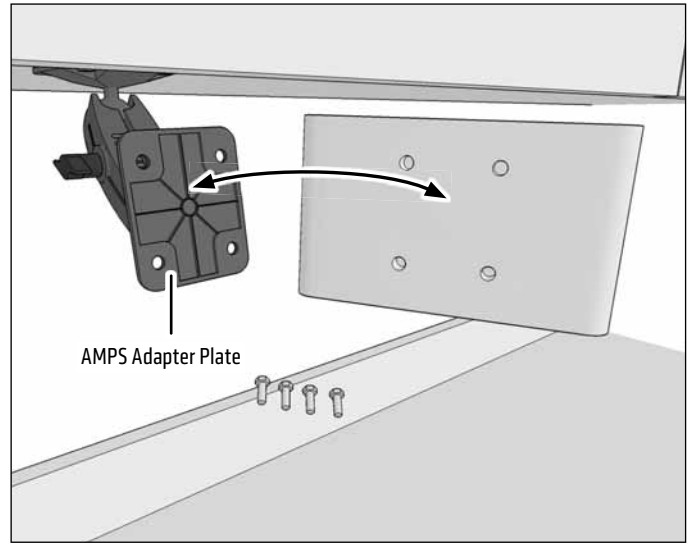
Package Contents:

- (1) RMS2XAMPS – Small 4-Hole AMPS Mounting Pedestal with 4-Hole AMPS Head

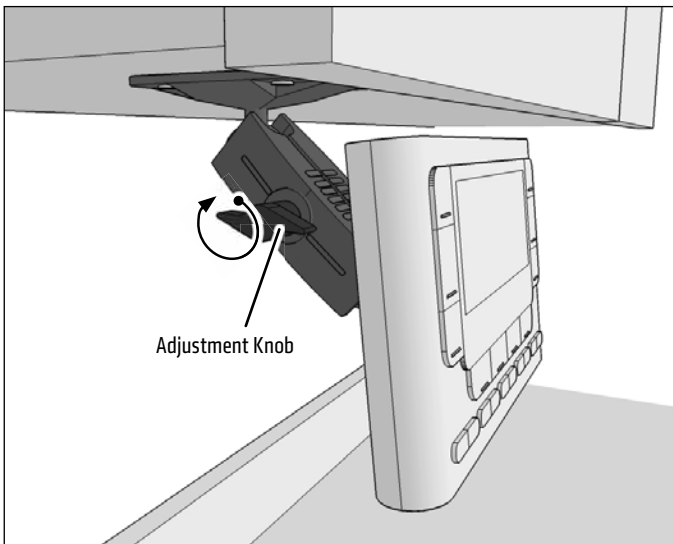
- 1 Attach the pedestal to the mounting surface through the AMPS base plate. Choose the screws (not included) that will work best on the chosen mounting surface.



- 2 Attach any AMPS-compatible device, holder, or adapter (not included, sold separately) to the AMPS adapter plate.



- 3 Loosen adjustment knob to adjust position. Retighten to set.



ARKON
RESOURCES INC.

The Mobile Mounting Specialists™

Consumer Hotline:

USA (800) 841-0884

INT'L (626) 254-9005

Monday - Friday 9 am - 5 pm, PST

www.arkon.com

Arcadia, CA 91006 USA

Designed in USA | Made in Taiwan

© Copyright 2017 Arkon Resources, Inc.