



Includes:

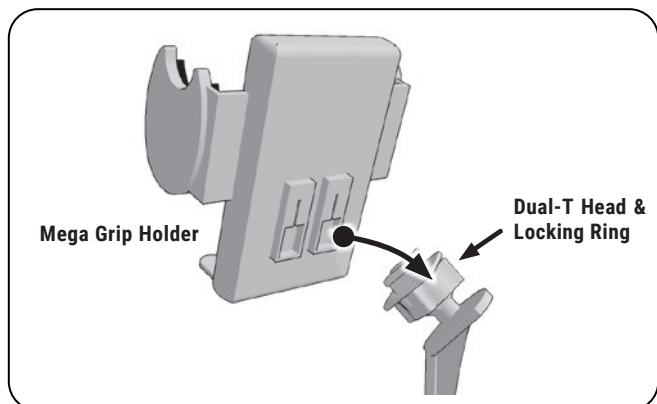
- 1 – Mega Grip™ Universal Phone Holder (SM040-2)
- 1 – Sticky Suction Windshield Pedestal (CM078)
- 1 – 17mm Ball to Dual T-Tab Adapter (SP-SBH-KIT)
- 1 – 90mm Adhesive Dash Mounting Disk (AP020)
- 1 – Alcohol Pad (XACP)

CAUTION: The sticky suction cup's strong grip may cause temporary indentations on dashboards with soft cushion padding.

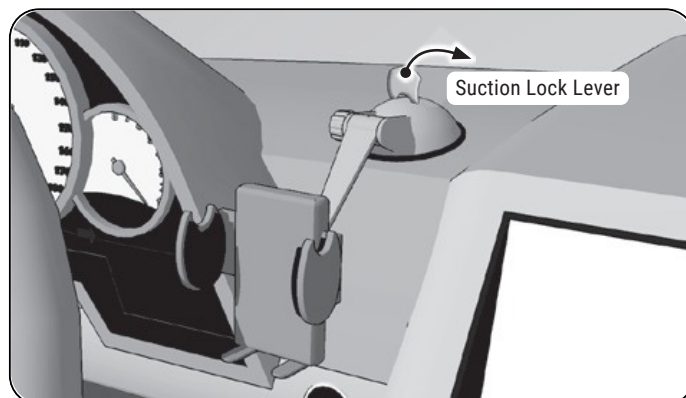
IMPORTANT: For dashboards with highly textured or porous surfaces, you may need to press down on the suction base while activating the suction lock lever to ensure the mount stays secure.

Avoid placing the mount in or close to an airbag deployment area or where it obstructs the view of the road.

- 1 Attach the Holder**
Connect the back of the phone holder's Dual-T slot onto the Dual-T on the mounting pedestal.

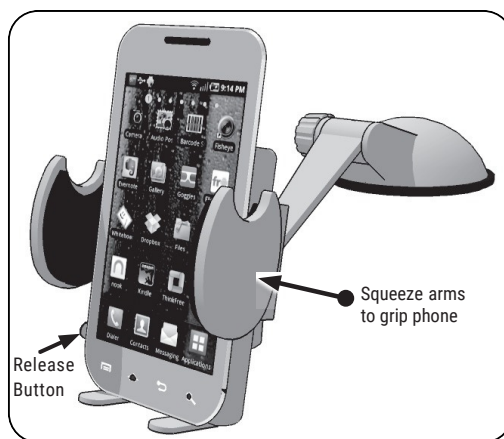


- 2 Mounting Instructions**
Peel off the protective film from the base of the adhesive suction mount. Then, position the mount firmly onto the designated area with the suction lever raised. Secure the mount by pressing the lever down.



*Clean the mount area using the provided alcohol wipe to eliminate dust and dirt, allowing it to dry.

- 3 Mount Your Device**
Begin by positioning your phone or device on the support legs. Then, gently squeeze the grip arms to secure the device in place. To release the device, simply press the release button to open the arms.



WARNING
CHOKING HAZARD - Keep out of reach from children under 8 yrs. as they can choke or suffocate on parts included with this system

WARNING
Arkon® is not responsible for any damages caused to your device or yourself due to the installation or use of this mount. Do not install Arkon® products near areas that interfere with operation of vehicles. Arkon® assumes no responsibility or liability for injury or death as a result of failure to install in a safe location. Arkon® is not responsible for any damages caused to vehicles, product, or people due to the installation or use of this product.

