




Package Contents:

- (1) TAB001 – Slim-Grip® Universal Tablet Holder and 4-Hole AMPS Drill Base
- (1) HM00425MM-B – Headrest Mount Bracket with 25mm Ball
- (1) SP-RMS250 – Small Robust Mount Shaft
- (1) APRM2T – 25mm Ball to Dual T-Tab Adapter


Slim-Grip® Universal Tablet Holder is compatible with tablets 7"-12.9" in screen size, including iPad Pro. Included with the holder are 10 support legs (4 short, 2 medium, and 4 long versions) that can be customized to provide the perfect fit for your tablet.

IMPORTANT: Clamp may not fit all headrest types. Please consult your vehicle's user manual for compatibility.


- 1 Place clamp bracket on headrest post and use the included hex key to tighten the 4 hex screws to secure.




- 2 Loosen the adjustment knob on the mount shaft and position it over the mount's ball. Retighten knob and set pedestal to desired angle.



- 3 Attach Dual-T adapter and tablet holder to the shaft. Insert the adapter's Dual T-Tabs into the holder's Dual T-Slots and push down to lock. Loosen adjustment knob to set desired position of holder and retighten.



- 4 Insert tablet into holder by pushing down on the bottom spring-loaded support legs with the tablet. Slide the top of the tablet under the top support legs until it fits snugly in the holder.



Safety Precaution

Arkon is not responsible for any damages caused to you, your passengers, or your vehicle as a result of use or installation of this mount.

ARKON® MOUNTS

Consumer Hotline:
 USA (800) 841-0884
 INT'L (626) 254-9005
 Monday - Friday 9 am - 5 pm, PST

www.arkon.com
 Arcadia, CA 91006 USA
 Designed in USA | Made in Taiwan
 © Copyright 2018 Arkon Resources, Inc.