



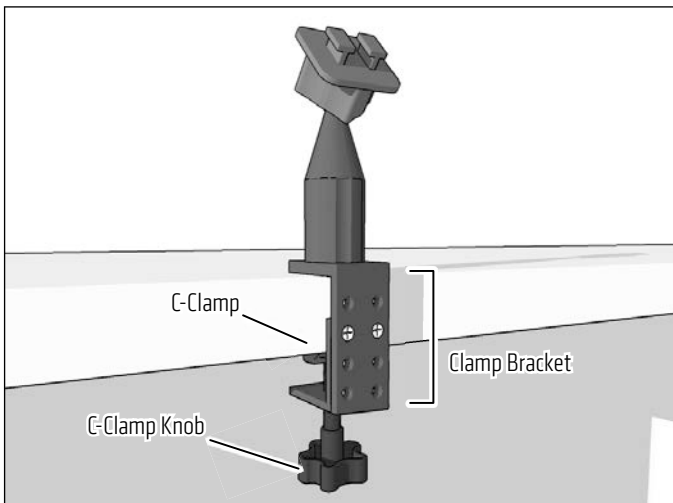
Package Contents:

GN086-SBH – Adjustable C-Clamp Pedestal


TAB003 – Tablet Holder with Push-Button Release

C-Clamp opening: 0" - 3" (0mm - 76mm)

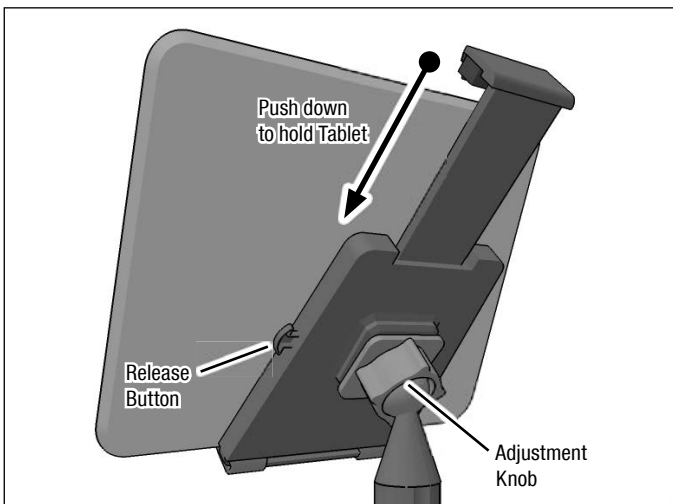
- 1 Attach pedestal clamp by turning the C-clamp knob; adjust the clamp bracket position if necessary with a Phillips screwdriver.



- 2 Insert the tablet holder's Dual T-Slots into the mount's Dual T-Tab head.



- 3 Attach the tablet holder and insert tablet; remove tablet by pressing quick-release button.



Safety Precautions

Do not install Arkon products over an air bag cover or an air bag deployment zone. Arkon Resources, Inc. is not responsible and assumes no liability for injury or death as a result of a car crash and/or air bag deployment.

Arkon is not responsible for any damages caused to your device or yourself due to the installation or use of this product.

ARKON MOUNTS

Consumer Hotline:

USA (800) 841-0884

INT'L (626) 254-9005

Monday - Friday 9 am - 5 pm, PST

www.arkon.com

Arcadia, CA 91006 USA

Designed in USA | Made in Taiwan

© Copyright 2021 Arkon Resources, Inc.