

## Includes:

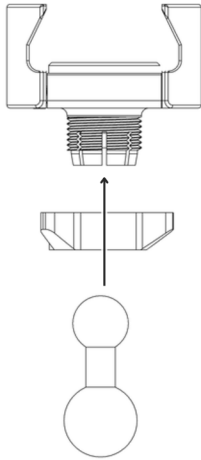
- 1 – RoadVise® XL Holder with Tightening Ring (RVXLWR)
- 1 – 25mm Ball to 17mm Ball Adapter (SP25MM17)
- 1 – Robust™ Series 3.75 inch Shaft Arm (SP-RM250)
- 1 – Circular Metal Base Adapter with 25mm Ball (APCMAMPS25)

**Please note that screws are not included with the drill base adapter.**

**Compatibility:** This holder is suitable for smartphones and tablet with cases measuring up to 5" wide.

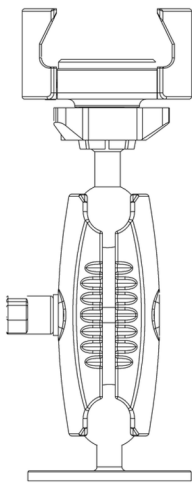
### 1 Attach the 17mm ball adapter to the device holder

Unscrew the tightening ring from the device holder in a counterclockwise direction. Slide the tightening ring over the 17mm ball and insert the ball into the back of the phone holder. Tighten the ring back to ensure a secure connection.



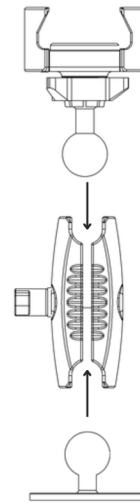
### 3 Fully Assembled

Refer to the image below for the full assembled product.



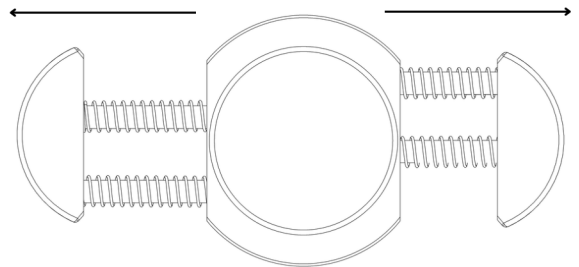
### 2 Assemble the components

Turn the shaft knob counterclockwise to loosen it. Next, attach the 25mm ball adapters to both ends. Finally, tighten the shaft to secure everything in place.



### 4 Install your device into the holder

Place your device into the holder by pushing it into one of the spring-loaded arms. Expand the other arm to fully insert your device. Expand one arm, to remove device.



#### WARNING

CHOKING HAZARD - Keep out of reach from children under 8 yrs. as they can choke or suffocate on parts included with this system

#### WARNING

Arkon® is not responsible for any damages caused to your device or yourself due to the installation or use of this mount. Do not install Arkon® products near areas that interfere with operation of vehicles. Arkon® assumes no responsibility or liability for injury or death as a result of failure to install in a safe location. Arkon® is not responsible for any damages caused to vehicles, product, or people due to the installation or use of this product.